




JS Bach's Prelude in Cmaj,
BWV846*
Version 64.1a
Difficulty: 1 (1 Easy—10 Ridiculous)

Objective: To create a cover of BWV846 by combining two or more audio files.

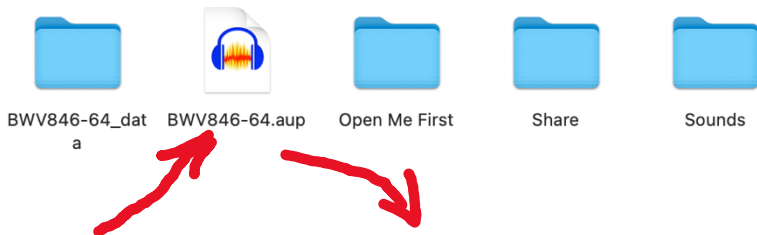
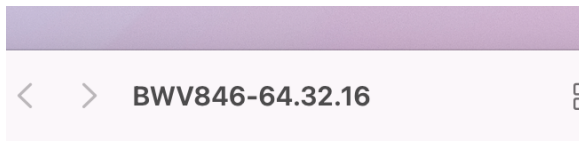


You will follow the first several steps for the remaining challenges.

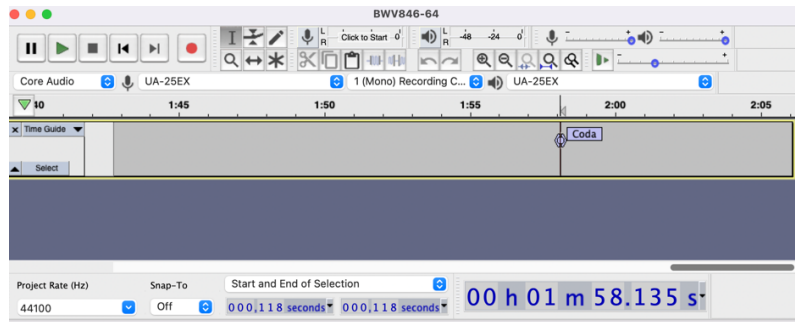
Step One: Download and unzip BWV846-64.32.16.zip



Step Two: Open BWV846-64.



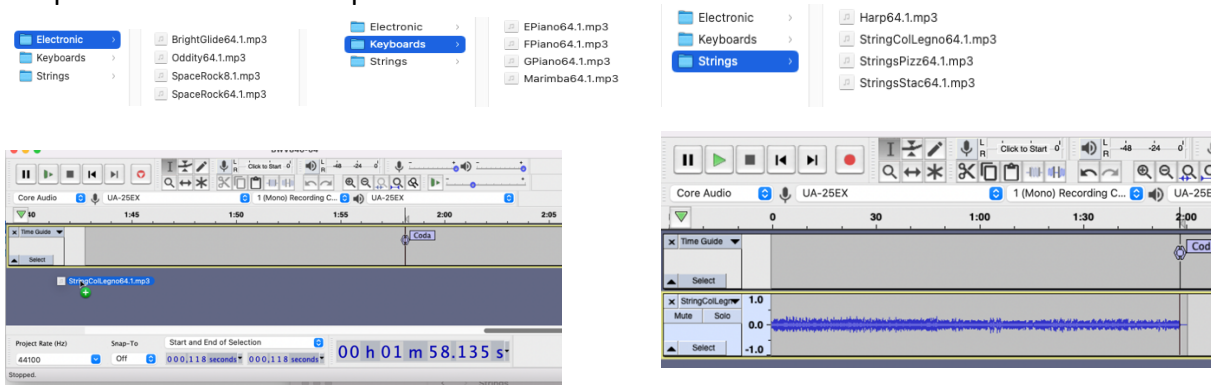
Step Three: Open



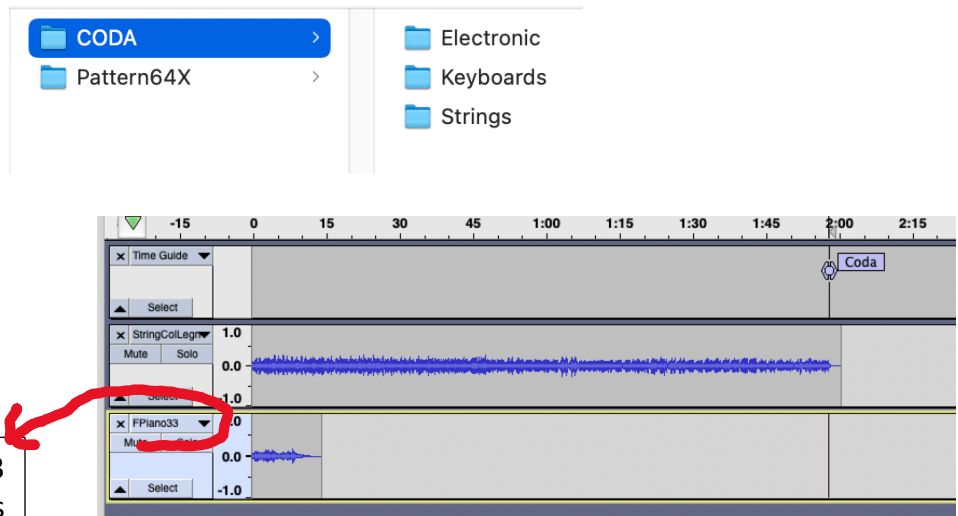
Step Four: Open “Sounds” folder, open “Pattern64x.”



Step Five: Select one instrumental sound, there are twelve to choose from, and drag it to the workspace of BWV846-64.aup.



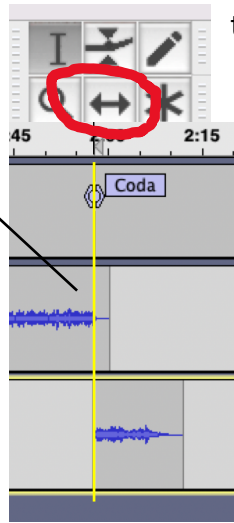
Step Six: Open the “Coda” folder and add one file to the Audacity workspace.



Note: 33 indicates the coda.

Step Seven: Use the “time shift”
“Coda.”

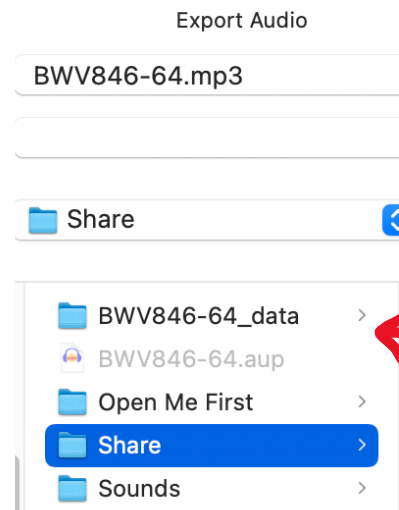
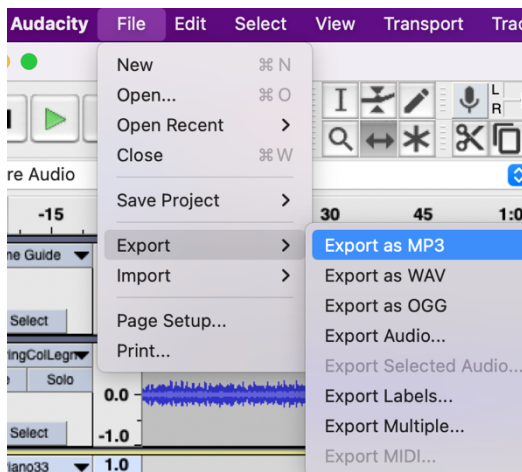
A yellow line will
appear to indicate
that the file is in the
correct position.



tool to move the audio file to its position,

Step Eight: Listen to your cover. Switch and swap sounds. Share it with others.

*Remember to EXPORT your cover as an mp3 and save it in the “SHARE” folder which can be found in the BWV846-64 main folder.



WARNING
Do not delete or alter anything in the _data folder. Your work is coded and stored here. Without this folder and the information in it, Audacity will not work properly.

*Public Domain. BWV stands for Bach-Werke-Verzeichnis (German), Bach Works Catalogue.